

# MANUAL GUIDE: Mastering Canva in 7 Days

**Learn Canva like a pro → Create & sell digital designs →  
Launch your own workshop**


**Perfect for:** Students | Freelancers | Job seekers | Side hustlers | Creators


**Tools Needed:** Smartphone or Tablet + Internet + Canva (Free)






# CONTENTS


 17 Day-wise Plan—Learn + Design + Sell

 Free Tools—For Design, Content, Sales, Automation

 Summary Table —Goals + Tools + Outcomes

 Roadmap - From Zero → Mastery → Workshop Launch

 Final Checklist— To start earning





## ✓ DAY 1: Understand Canva & Choose Your Niche

**Objective:** Learn the basics and pick one design niche

**Steps:**

1. Go to [www.canva.com](https://www.canva.com) → Create account (Free).

2. Explore templates > Filter by:

- Resumes
- Social media
- Business Cards
- Ebooks
- Invitations

3. Choose one niche:


4. ✓ Resumes | ✓ Instagram Templates | ✓ YouTube  
Thumbnails | ✓ Festival Banners

**Tools Required:**

- Canva (Free), Notion (for niche notes), Google Trends (for niche demand)

**Outcome:**

You now have clarity on what to design and sell. This avoids burnout and confusion.





# DAY 2: Learn Basic Design Principles

**Objective:** Understand layout, typography, colors

**Steps:**

1. Go to YouTube → Search: "Canva Basics for Beginners 2025"
2. Learn these:
  - Alignment & spacing
  - Font pairing (use: Montserrat + Lora)
  - Color scheme (Use Colors.co to match)
3. Create your brand kit in Canva (Free option)

**Tools Required:**

- Canva Brand Kit
- Colors.co (color palette)
- Fontpair.co (font matching)

**Outcome:**

**You'll design smarter, faster, and cleaner than 90% of new designers.**





# **DAY 3: Create 10 Portfolio-Ready Designs**

**Objective: Build your public showcase**

**Steps:**

- 1. Choose 3 template types from your niche**
- 2. Create:**
  - **3 Instagram posts**
  - **3 Resume designs**
  - **2 YouTube thumbnails**
  - **2 E-book covers**
- 3. Export as PNG & store in Google Drive/Notion**

**Tools:**

- **Canva, Notion, Google Drive**

**Outcome:**

**You have 10 samples to show potential clients or upload on platforms.**



# **DAY 4: Start Your Online Presence**

**Objective: Build your public showcase**

**Steps:**

1. **Choose 3 template types from your niche**
2. **Create:**
  - **3 Instagram posts**
  - **3 Resume designs**
  - **2 YouTube thumbnails**
  - **2 E-book covers**
3. **Export as PNG & store in Google Drive/Notion**

**Tools:**

- **Canva, Notion, Google Drive**

**Outcome:**

**You have 10 samples to show potential clients or upload on platforms.**



# DAY 5: Setup Your Digital Storefront

**AObjective:** Turn designs into products

**Steps:**

1. Open [Gumroad.com](https://gumroad.com) or [Payhip.com](https://payhip.com)
2. Create a digital product:
  - Upload ZIP/PDF of your designs
  - Add price (₹99–₹499)
  - Write product title + benefits
3. Link it in your Instagram bio

**Tools:**

- Gumroad, Google Drive, Canva thumbnails

**Outcome:**

You've now officially entered the digital selling world – real earning potential starts now.



## **DAY 6: Start Networking + DM Clients**

**Objective: Get clients, followers, and collaborators**

**Steps:**

1. **Join 5 groups:**
  - **WhatsApp: Freelancers, Digital Creators**
  - **Facebook: Canva Designers, Etsy Sellers**
2. **DM 20 coaches, gym owners, local restaurants:**
3. **“Hi, I design custom posts/resumes/invitations.  
Can I send you a sample for free?”**
4. **Offer value, not just “sales”**

**Tools:**

- **Google Maps (for finding locals), Instagram,  
WhatsApp**

**Outcome:**

**One “yes” can become ₹500... then ₹5,000. Never underestimate outreach.**



# DAY 7: Publish a Blog or Host a Mini Workshop

**Objective:** Build credibility and prepare for scaling

**Steps:**

1. Write blog post:
2. “10 Ways to Make Money with Canva – From Mobile”
3. → Post on [AIHustleKit.in](https://AIHustleKit.in)
- 4.

**Share it in:**

- WhatsApp Broadcast
  - Insta Story
  - 3 Facebook groups
5. **OR: Host a 30-min free Canva workshop on Google Meet/Zoom**
    - **Topic: “How to make ₹500 with Canva in 24 hrs”**

**Tools:**

- **WordPress, Canva Blog Banners, Zoom/Google Meet, Bitly (for links)**

**Outcome:**

**You’re no longer just learning. You’re teaching. That’s authority building.**



# FREE TOOLS YOU'LL USE (WITH REMARKS)

Task	Tool	Remark
Designing	Canva (Free)	Use templates + Brand Kit
Content/Copy	ChatGPT	For titles, bios, DMs
SEO/Trends	Google Trends, Ubersuggest	Find best niches
Selling	Gumroad, Payhip	Free stores with no need for approval
Editing	InShot, CapCut	Mobile editing for reels
Promotion	Instagram, WhatsApp, Pinterest	Focus on reels + statuses
Automation	Notion, Linktree	Organize & link all in one place



# SUMMARY TABLE – Your 7-Day Roadmap

1	Pick your niche	Canva, Trends	Direction & Clarity
2	Learn design basics	YouTube, Colors	Pro look & confidence
3	Create samples	Canva, Google Drive	Portfolio
4	Launch on social	Instagram, Canva	Audience building
5	Setup store	Gumroad, Payhip	Ready to earn
6	DM & network	WhatsApp, Insta	First sales or collab
7	Blog/workshop	WordPress, Meet	Brand authority

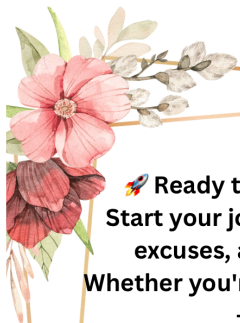


# **NEXT MILESTONE – LAUNCH YOUR OWN WORKSHOP**

After 7 Days, you can...

- ✓ Start a Canva for Students 30-min webinar
  - ✓ Create a 1-hour paid class (₹99–₹299) on basics of Canva
  - ✓ Make a freebie pack (Templates + PDF) to build email list
    - ✓ Bundle a 10-template pack and promote via Instagram
- Platform to Use:**
- Google Meet or Zoom
  - WhatsApp Group Invite
  - Insta Reels + Linktree to collect leads
  - PDF Workbook with free designs inside
- 





 **Ready to Hustle Smarter — Not Harder?**

**Start your journey with zero investment, zero excuses, and pure AI-powered potential.**

**Whether you're a student, job-seeker, or dreamer — this is your moment.**

 **Free tools**

 **Step-by-step guides**

 **Real ways to earn online using just your phone**


 **Click below and start building your digital empire today.**

**Your first dollar is one smart hustle away.**

 **[Start My AI Hustle Now]**

**I'm a 19-year-old digital hustler from India, building a future with zero capital, one device, and unstoppable consistency. Founder of [AIHustlekit.in](https://AIHustlekit.in) — a blog for dreamers who want to make money online using free AI tools.**

 **Armed with a tablet, keyboard, and big ambition.**

 **On a mission to go from zero to millionaire — one hustle at a time.**

